

TAN.FRESH-AIR PORTABLE UNIT

OPERATION MANUAL

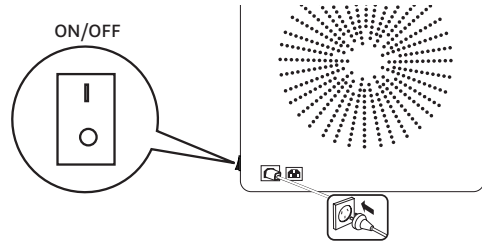
OPERATION

POWER ON : Extraction & Clean Air with Micro Whirlwind Technology

Turn the device 'on' by pressing the red on switch located on the Tan.Fresh Air Unit.


By Turning the unit on, the Micro-Whirlwind extraction fan will help remove overspray in the air of any room when spray tanning.

The Tan.Fresh Air Series of clean air extraction systems works by extracting the moisture (and any troublesome tanning solution) from the air before it travels throughout the room.



CLEANING & MAINTENANCE:

REPLACING THE FRESH AIR FILTER



IMPORTANT! Do not turn the filters back to front to try and re-use the other side. They will only work based on one air flow direction. It is important to check your filter and replace according to instructions, to maintain performance. Do not put the filter in a dishwasher, washing machine, tumble dryer, oven, microwave or near a naked flame. Dispose of filter once used.

The Tan.Fresh Air filter captures any fine mist and reduces mess to ensure the environment is comfortable for both clients & the user.

1. Switch off power supply to ensure the Tan.Fresh Air Unit is not in operation.
2. Peel back the filter from one corner of the Tan.Fresh Air Unit.
(We recommend using gloves to keep hands clean)
3. Dispose of the old filter.
4. Using your hands carefully slide new filter into the lip created by the frame and evenly work the filter into position using your hands.

IMPORTANT 100
FULL BODY APPLICA-

REPLACE EACH TAN.FRESH AIR FILTER AFTER 100
SPRAY TANS (FULL BODY APPLICATION) OR AFTER 5
LITRES (169 FLOZ) OF PRODUCT

TAN.FRESH AIR UNIT



If the Tan.Fresh Air Unit gets dirty with overspray solution, wipe down with Tan.Easy Cleaning Wipes. Alternatively you can use a smooth cloth (avoid anything abrasive) with a general household glass cleaner to maintain its clean finish.

WARNING: ALWAYS UNPLUG THE DEVICE BEFORE CLEANING.



**REGISTER YOUR
2 YEAR GUARANTEE**



WARRANTY & GUARANTEE

TAN.EASY GUARANTEE

2 YEAR TROUBLE FREE WARRANTY

Congratulations on your purchase. We trust you will be happy with your purchase as the products are designed to give you many years of service.

To activate your Guarantee, please complete the information within 30 days of purchase.

This form has details of our guarantee terms & conditions so please read it carefully, fill it in and return it to the address at the back of this manual.

Alternatively you can register online at www.taneasyprotools.com.

Keep this form, with your original proof of purchase for any claim under guarantee.

If you have any queries or require further information on your product please contact your local representative of Tan.Easy Pro Tools Products.

GUARANTEE PERIOD BY PRODUCT

2 YEARS All products (Parts Only)

LIFETIME GUARANTEE: Handy.Tan Spray Gun

PLEASE NOTE: Shipping or return expenses are not covered.

TERMS & CONDITIONS

If within two (2) years from the date of purchase, the product fails due to a defect in material or workmanship, we will repair if possible or replace it free of charge with a comparable unit, which may be new or refurbished. This guarantee applies only to the original purchaser and is not transferable. The goods must be returned to the seller with proof of purchase to be assessed at the purchasers cost. This excludes the Handy.Tan Spray Gun, which has a lifetime guarantee. Prior to making a claim, please ensure you have read all trouble-shooting questions at www.taneasyprotools.com. If there is a defect with the device, it will be replaced free of charge with a comparable unit.

Guarantee shall not apply to any defect, failure or damage caused by improper use or improper or inadequate maintenance and care. The manufacturer shall not be obligated under this guarantee:

1. To repair damage resulting from attempts by personnel other than authorized representatives to install, repair or service the product.
2. To repair damage, malfunction, or degradation of performance resulting from improper use or incompatible solution.
3. To perform maintenance or cleaning or to repair damage, malfunction, or degradation of performance resulting from failure to perform user maintenance and cleaning as prescribed.
4. To repair damage, malfunction, or degradation of performance resulting from use of the product in an environment not meeting the operating specifications.

EXTENDED WARRANTY

Tan.Easy Extended Warranties can be purchased anytime within the first 30 days of your product purchase through the website - www.taneasyprotools.com.

Extended Warranty through Tan.Easy provides the peace of mind, certainty and convenience of having the whole repair/replace-ment process managed for you in respect of most mechanical and electrical failures, including failures caused by wear and tear, during the period of your Extended Warranty and after the expiry of the first 2 years Guarantee.

PURCHASE YOUR EXTENDED WARRANTY ONLINE : www.taneasyprotools.com.

**REGISTER YOUR
2 YEAR GUARANTEE**



WARNING & SAFETY

IMPORTANT SAFETY PRECAUTIONS

BEFORE USING THIS TAN.EASY PRODUCT, READ ALL INSTRUCTIONS AND CAUTIONARY MARKINGS IN THIS MANUAL AND ON THE DEVICE.

When using an electrical appliance, basic precautions should always be followed, including the following:

WARNING

TO REDUCE THE RISK OF FIRE, ELECTRIC SHOCK, OR INJURY:


1. Do not leave product when plugged in. Unplug from outlet when not in use and before servicing.
2. Do not use outdoors or on wet surfaces.
3. Do not allow to be used as a toy. Close attention is necessary when used by or near children.
3. This product is not intended for use by persons (including children) with reduced physical, sensory or mental capabilities, or lack of experience and knowledge, unless they have been given supervision or instruction concerning use of the appliance by a person responsible for their safety.
4. Use this device only for its intended function and do not use attachments not recommended by the authorized Tan.Easy Pro Tools manufacturer.
5. Do not use the device if the cord is damaged. In the event of damage discontinue use immediately. If the supply cord is damaged, it must be replaced by the authorized Tan.Easy manufacturer.
6. If device is not working as it should, has been dropped, damaged, left outdoors, or dropped into water, do not use, contact Tan.Easy Pro Tools Customer Care via the website or regional telephone number.
7. Do not pull or carry by cable, use cable as a handle, close a door on cable, or pull cable around sharp edges or corners. Keep cable away from heated surfaces.
8. Do not unplug by pulling on cable. To unplug, grasp the plug, not the cable.
9. Do not handle plug with wet hands.
10. Do not put any object into openings. Do not use with any opening blocked; keep free of dust, lint, hair, and anything that may reduce air flow. Switch off and unplug the product before attempting to remove any blockage.
11. Turn off all controls before unplugging.
12. Do not spray flammable or combustible liquids, such as gasoline, or use in areas where they may be present.
13. Do not use without the filter in place.
14. Never look directly into the airflow when device is in use.
15. Do not use an extension cord unless the cord complies with local regional electrical safety standards
16. Periodically inspect the power cord for signs of damage

SAVE THESE INSTRUCTIONS

This product is intended for professional use only.



Do not pull
on cable.



Do not submerge
in water or get
wet.



Do not use near
open flames

FOR MORE INFORMATION

ONLINE
VISIT OUR WEBSITE FOR MORE INFORMATION
WWW.TANEASYPROTOOLS.COM

